

Mid-Term Review
10th Five Year Plan
July 2008 – June 2010

Daga Gewog
Wangdue Phodrang DZONGKHAG

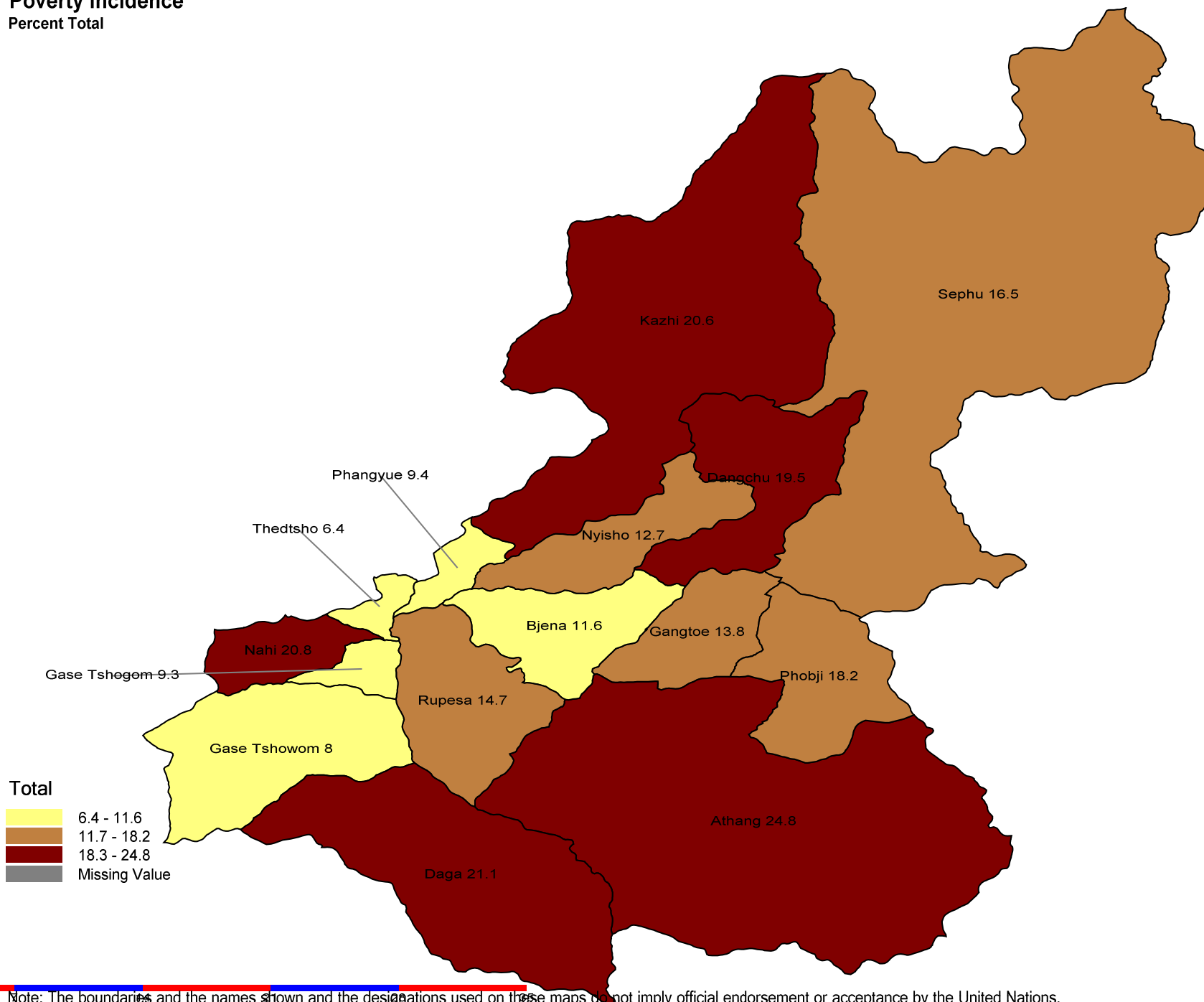
(29th January 2011)

Presentation Outline

- Poverty map of Wangdue Phodrang (Daga Gewog)
- 10 FYP Objectives of Daga Gewog
- Summary of 10 FYP Outlay and expenditure of Daga Gewog
- Achievements of Daga Gewog
- Reprioritization and revision of 10FYP

Poverty incidence

Percent Total

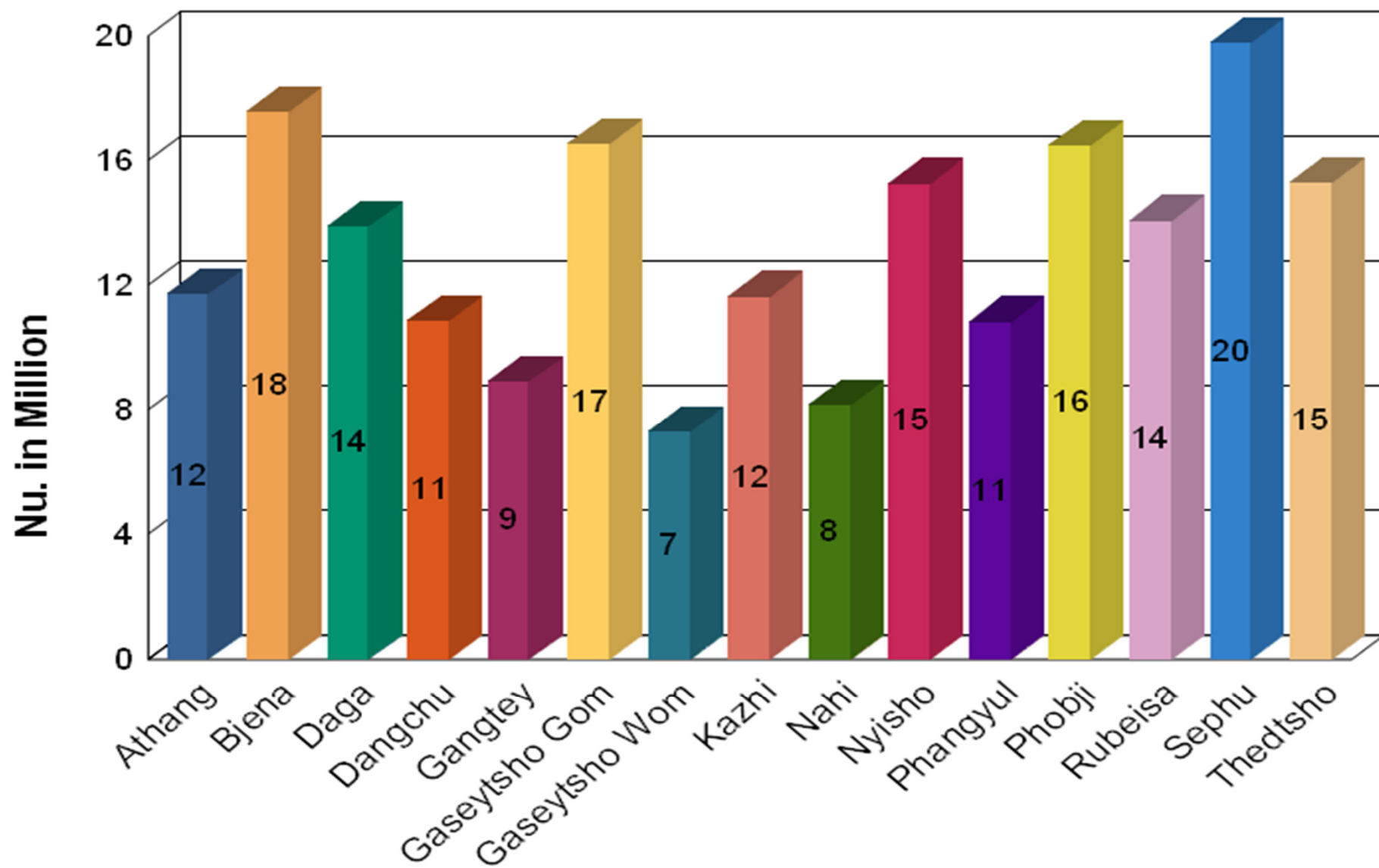


Note: The boundaries and the names shown and the designations used on these maps do not imply official endorsement or acceptance by the United Nations.

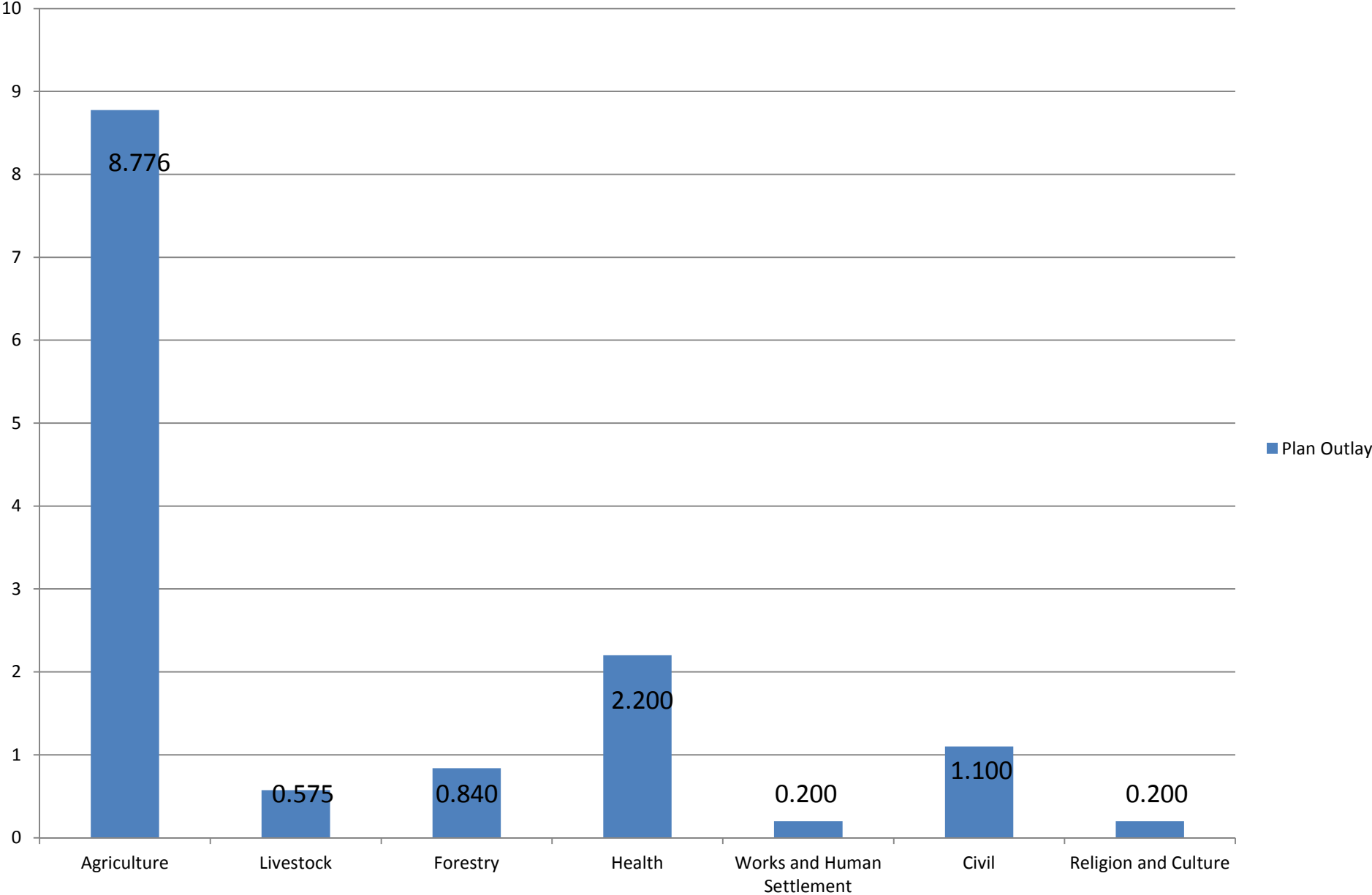
10th Plan Objectives

1. Poverty Reduction (21.1% to <17 %)
 - RWSS coverage (Near 100%)
 - Connectivity to Gewog
 - Net primary enrolment (Near 100%)
 - Basic primary enrolment (Near 90%)
2. Efficient and effective service delivery
3. Enhanced democratic local governance

Summary of Plan Outlay by Gewog



Sector wise 10th Plan outlay of Daga Gewog



Achievements (July 2008-June 2010)

- **Objective: Poverty Reduction**
- Daga Gewog is 2nd poorest among Gewogs and people depend farming and livestock rearing Accordingly, nearly 10.00 m out of 14 million was allocation to RNR sector with firm belief that bringing about food security and income generation opportunities will contribute to poverty reduction.
- We have started building 2 farm road and renovated 9 irrigation channels over 50 Km in total. This has reduced dependence on rain fall, increased area under paddy cultivation and harvests have been good.
- Farmers were trained and inputs made available for new farming and management techniques . Many of them are seen applying new knowledge gained. Sale of farm produces, especially vegetables have increased substantially with big market created by mega power projects. The prices have been favourable for our farmers and income has certainly increased for our farmers. The Dzongkhag Administration and PHPA has provided very generous financial support to buy vegetable seeds and a fully equipped market shed is just ready at Kamichu.

Achievements (July 2008-June 2010)

- **Objective: Poverty Reduction**
- **Realizing opportunities provided by the big power projects here extension services on crop and livestock management and relevant trainings were have been intensified by Dzongkhag and Gewog extension staff. We have created 2 community forest against the plan target of 3.**
- **Under the Gewog health Sector we built 1 new RWSS and rehabilitated 1 RWSS schemes and provided 6 water source protections to distant and lone households. With fund under Dzongkhag Health Sector a BHU Gr. II is coming up at Uma and infrastructure has been added in Kamichu BHU.**
- **A new community meeting hall has been completed and is functional.**
- **Under the works implemented by central agencies rural electrification has covered 47% rural households and works are going on for the rest.**
- **Telecommunication coverage, however stands low with very limited or no network coverage by cell phones.**

10 FYP Mid Term Review

Period :July 2008- June 2010

Administrative Unit: Daga Gewog, Wangdue Phodrang

Sl. No	Sector / Infrastructure	Base line (June 2008)	10 FYP Target	Achievement (As of June 2010)
1	RNR Sector			
a	RNR Center	0	1	0
b	Agriculture Extension Center (AEC)	1	0	0
c	Livestock Extension Center (LEC)	1	0	0
d	Irrigation channels (No.)	14	4(construction & renovation)	9(All renovated)
e	Irrigation channels (Km.)	58.5	14	50
f	Farm roads (No.)	0	4	0
g	Farm roads (Km.)	0	47.7	7
2	Health			
a	Basic Health Units (BHU)	2	1	0
b	Out Reach Clinics (ORCs)	1	2	0
c	RWSS	20	7	1
3	Forest			
a	Community Forest (No.)		3	2

10 FYP Mid Term Review

Period :July 2008- June 2010

Administrative Unit: Daga Gewog, Wangdue Phodrang

Sl. No	Sector / Infrastructure	Base line (June 2008)	10 FYP Target	Achievement (As of June 2010)
3	Education			
a	Community Primary School	2	0	0
4	Civil			
a	Gewog Office	1	0	0
b	Community meeting hall	0	1	1
5	Bridges			
a	Suspension bridge	0	0	0

**Progress on rural infrastructures of national priorities
(implemented by central agencies)**

Sl. No	Sector / Infrastructure	Base line (June 2008)	10 FYP Target	Achievement (As of June 2010)
1	Rural Electrification Coverage (%)			
a	No of Villages electrified	2	6	0
b	Percent of households electrified	47	53	0
2	Rural telecommunication coverage (%)			
a	Percent of households covered	20(Approximate)	80	35
b	No of villages covered	5(land line)	3	0

Mid Term Review Report

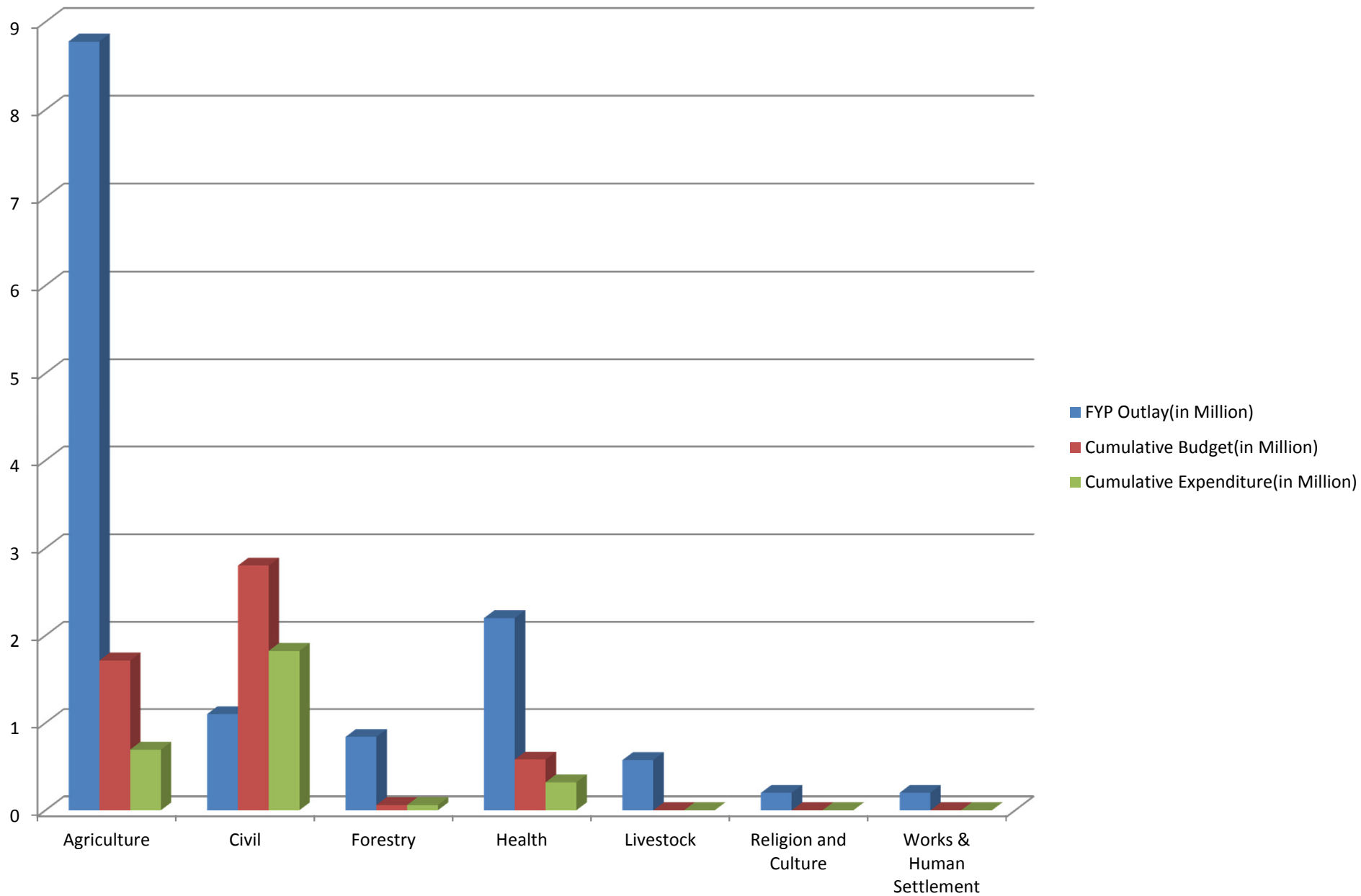
Tenth Fiver Year Plan

Period :July 2008- June 2010

Administrative Unit: Daga

Departments	FYP Outlay (in Million)	Cumulative Budget (in Million)	Cumulative Expenditure (in Million)	Achievement Against Budget	Achievement Against FYP Outlay
AGRICULTURE	8.776	1.714	0.694	40.49 %	7.91 %
CIVIL	1.100	2.800	1.823	65.11 %	165.73 %
FORESTRY	0.840	0.060	0.060	100.00 %	7.14 %
HEALTH	2.200	0.581	0.320	55.08 %	14.55 %
LIVESTOCK	0.575	0.000	0.000	-	0.00 %
RELIGION & CULTURE	0.200	0.200	0.297	148.50 %	148.50 %
URBAN DEVELOPMENT AND ENGINEERING	0.200	0.000	0.000	-	0.00 %
Total Capital:	13.891	5.355	3.194		
Total Recurrent:					
Grand Total :		5.355	3.194		

Annual Budget and Expenditure by sector, July 2008 – June 2010



Reprioritization and revision of 10th Plan activities

Balance 10FYP Outlay = (10FYP Outlay - 10FYP Expenditure)= 13.891-3.194=10.697

List of major activities to be dropped

Sl.No	Name of activities	Qty	Cost estimates	Remarks
1	Construction of Kamichu to Wogay farm road	12km		

List of major activities to be incorporated in the 10th Plan

Sl.No	Name of activities	Qty	Cost Estimates	Remarks
1	Construction of Drinking water supply at Gewog Office	1	0.700	
2	Renovation of Gabaykha Lhakhang	1		
3	Construction of suspension bridge at Wogay	1		

Kadinchhey La