

Mid-Term Review
10th Five Year Plan
July 2008 – June 2010

Gangtey Gewog
Wangdue Phodrang DZONGKHAG

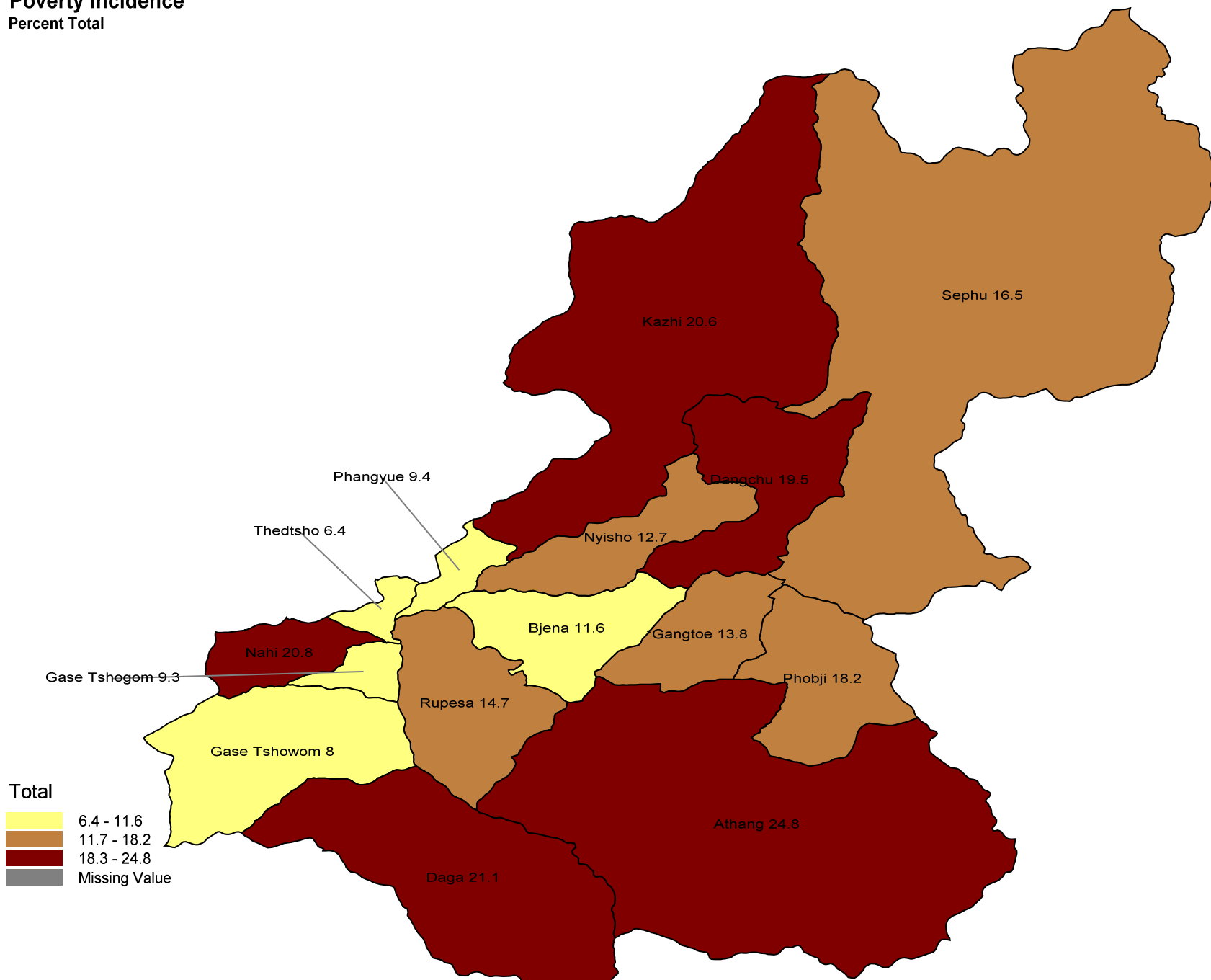
(29th January 2011)

Presentation Outline

- Poverty map of Wangdue Phodrang(Gangtey Gewog)
- 10 FYP Objectives of Gangtey Gewog
- Summary of 10 FYP Outlay and expenditure of Gangtey Gewog
- Achievements of Gangtey Gewog
- Reprioritization and revision of 10FYP

Poverty incidence

Percent Total



Total

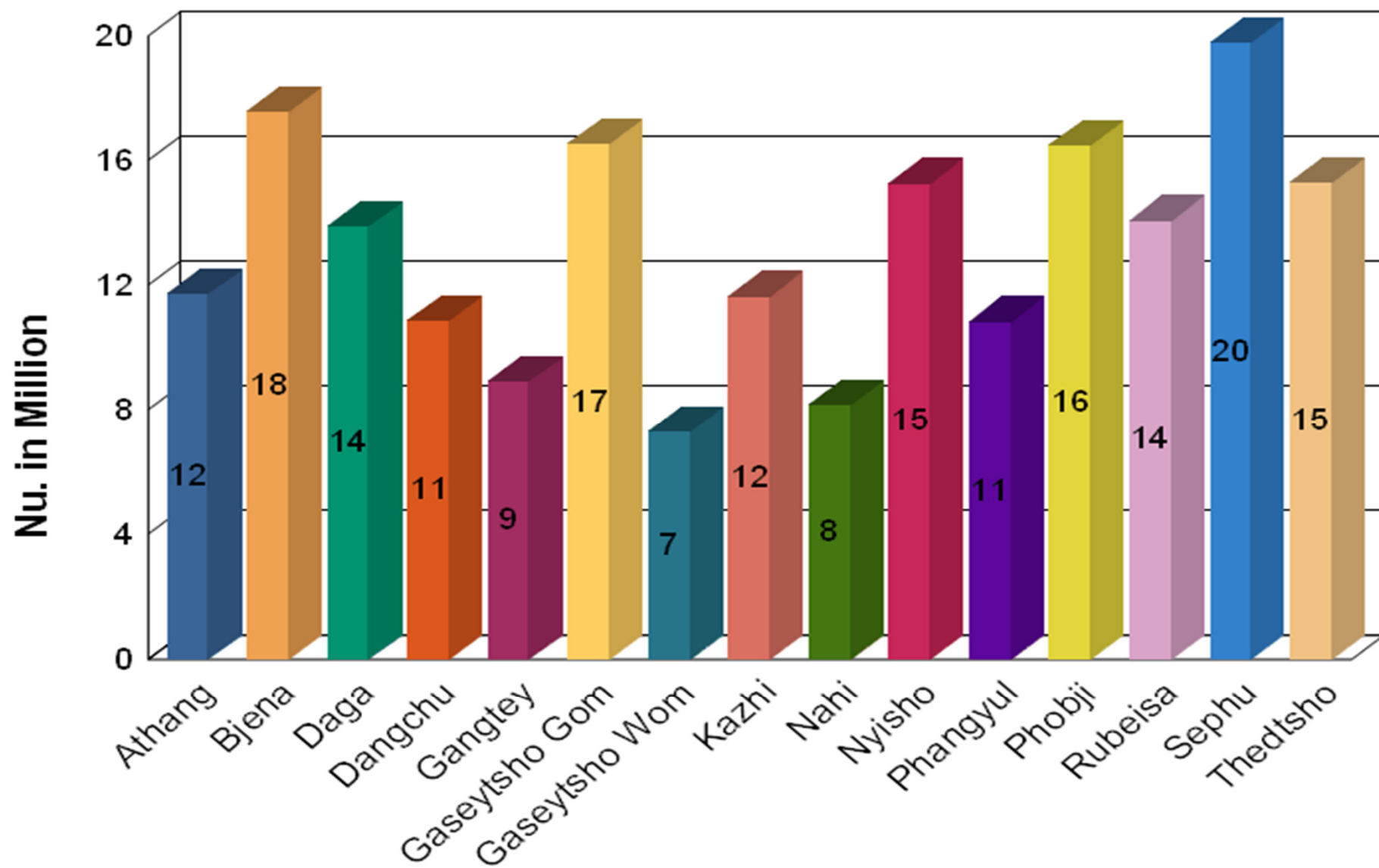
- 6.4 - 11.6
- 11.7 - 18.2
- 18.3 - 24.8
- Missing Value

Note: The boundaries and the names shown and the designations used on these maps do not imply official endorsement or acceptance by the United Nations.

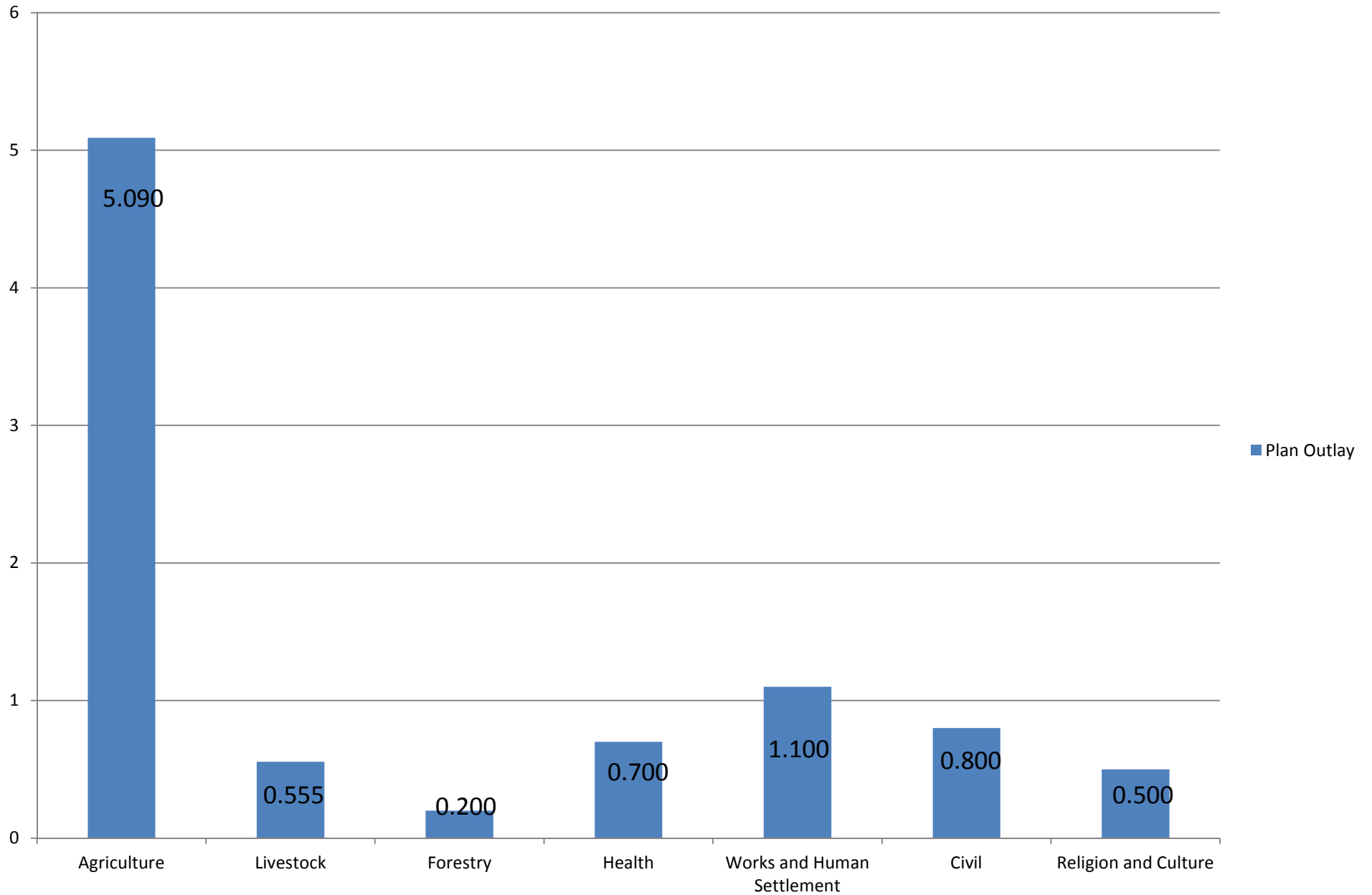
10th Plan Objectives

1. Poverty Reduction (13.8% to <8 %)
 - RWSS coverage (Near 100%)
 - Connectivity to Gewog
 - Net primary enrolment (Near 100%)
 - Basic primary enrolment (Near 90%)
2. Efficient and effective service delivery
3. Enhanced democratic local governance

Summary of Plan Outlay by Gewog



Sector wise 10th Plan outlay of Gangtey Gewog



Achievements (July 2008-June 2010)

- **Objective: Poverty Reduction**
- The rural community of Gangtey Gewog depend on farming and livestock rearing although many posh resorts are situated in the valley. Though comparatively more favourable by terrain need for improving existing farm roads and constructing new ones were taken as priority. However, we have started the improvement and construction of farm roads only recently.
- Farmers were trained in various agricultural and livestock related techniques and management practices and necessary inputs made available.
- People of Gangtey produce and depend on potato crop heavily and extension services have been provided extensively on it although newer alternatives are being explored too.

Achievements (July 2008-June 2010)

- **Objective: Poverty Reduction**
- Under the Gewog health Sector we completed 1 new RWSS and rehabilitated 2 RWSS schemes and provided 4 water source protections to distant and lone households.
- A Community Meeting hall has been completed at Gewog center. A kitchen, toilet, barbed wire fencing and approach road has been completed.
- Gogona has been provided with an extended classroom.
- We have created 1 community forest against the plan target of creating 8 community forest.
- Under the works implemented by central agencies rural electrification has covered rural households though the work on underground cabling is going on in full swing.
- Telecommunication facilities cover all villages.

10 FYP Mid Term Review

Period :July 2008- June 2010

Administrative Unit: Gangtey Gewog, Wangdue Phodrang

Sl. No	Sector / Infrastructure	Base line (June 2008)	10 FYP Target	Achievement (As of June 2010)
1	RNR Sector			
a	RNR Center	1	0	0
b	Irrigation channels (No.)	5	0	0
c	Irrigation channels (Km.)	7	0	0
d	Farm roads (No.)	3	7	0
e	Farm roads (Km.)		19.5	0
2	Health			
a	Basic Health Units (BHU)	1	1	0
b	Out Reach Clinics (ORCs)	1	1	0
c	RWSS	13	7	1
3	Forest			
a	Community Forest (No.)	1	8	6

10 FYP Mid Term Review

Period :July 2008- June 2010

Administrative Unit: Gangtey Gewog, Wangdue Phodrang

Sl. No	Sector / Infrastructure	Base line (June 2008)	10 FYP Target	Achievement (As of June 2010)
3	Education			
a	Middle Secondary School	0	1	0
a	Extended Classrooms	0	1	1
b	Non-Formal Education Center (NFE)			3
4	Civil			
a	Gewog Office	1	0	0
b	Community meeting hall	0	1	1
5	Bridges			
a	Suspension bridge	0	1	0

**Progress on rural infrastructures of national priorities
(implemented by central agencies)**

Sl. No	Sector / Infrastructure	Base line (June 2008)	10 FYP Target	Achievement (As of June 2010)
1	Rural Electrification Coverage (%)			
a	No of Chiwogs electrified	0	8	2
c	Percent of households electrified	0	100	10
2	Rural telecommunication coverage (%)			
a	Percent of households covered	10	90	90
b	No of villages covered	9	1	1

Mid Term Review Report

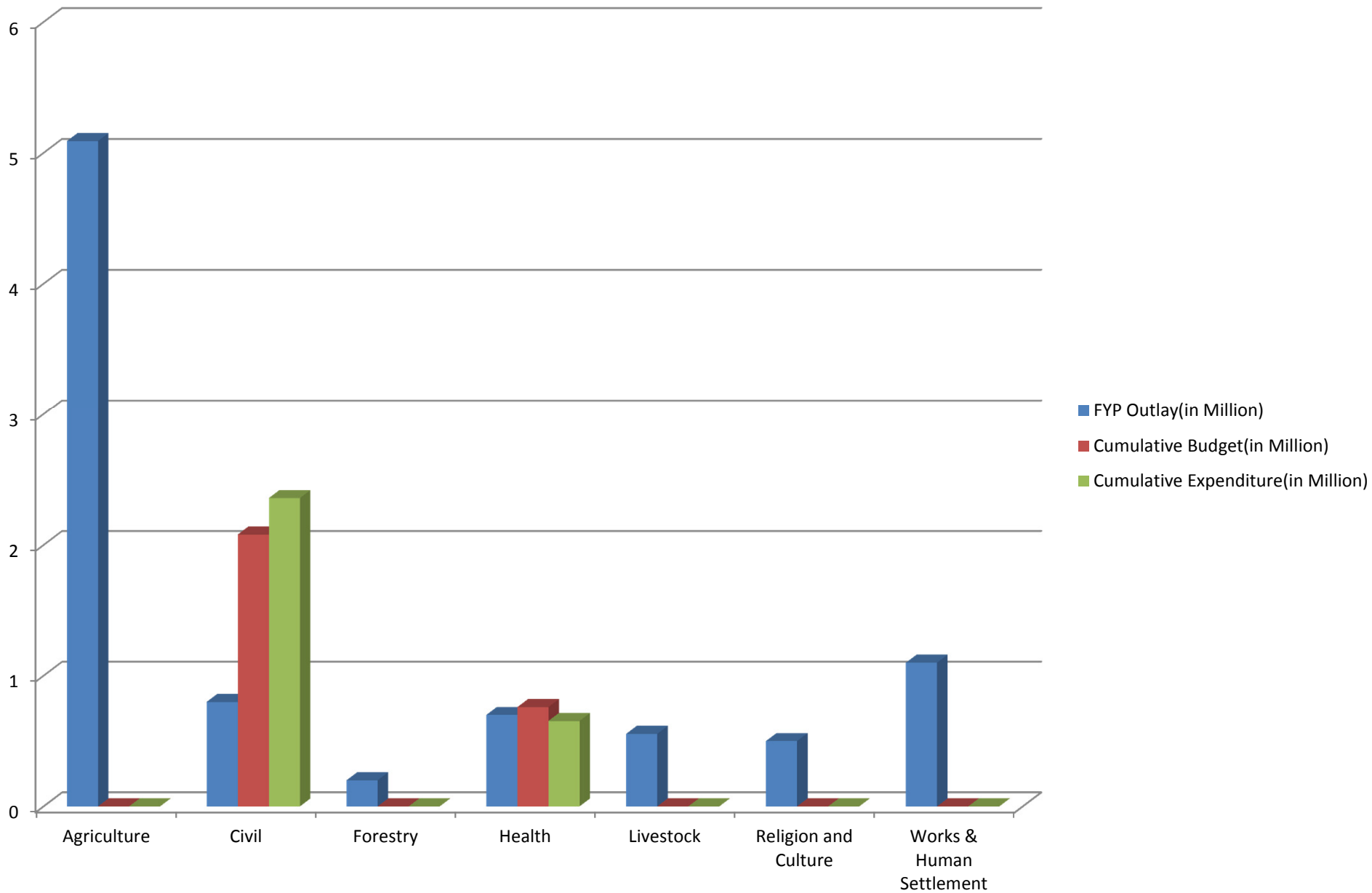
Tenth Fiver Year Plan

Period :July 2008- June 2010

Administrative Unit: Gangtey

Departments	FYP Outlay (in Million)	Cumulative Budget (in Million)	Cumulative Expenditure (in Million)	Achievement Against Budget	Achievement Against FYP Outlay
AGRICULTURE	5.090	0.000	0.000	-	0.00 %
CIVIL	0.800	2.680	2.358	87.99 %	294.75 %
FORESTRY	0.200	0.000	0.000	-	0.00 %
HEALTH	0.700	0.760	0.654	86.05 %	93.43 %
LIVESTOCK	0.555	0.000	0.000	-	0.00 %
RELIGION & CULTURE	0.500	0.000	0.000	-	0.00 %
URBAN DEVELOPMENT AND ENGINEERING	1.100	0.000	0.000	-	0.00 %
Total Capital:	8.945	3.440	3.012		
Total Recurrent:					
Grand Total :		3.440	3.012		

Annual Budget and Expenditure by sector, July 2008 – June 2010



Reprioritization and revision of 10th Plan activities

Balance 10FYP Outlay = (10FYP Outlay - 10FYP Expenditure)= 8.945-3.012=5.933

List of major activities to be dropped

Sl.No	Name of activities	Qty	Cost estimates	Remarks
1	Renovation of Irrigation Channel	5 Nos	0.200	
2	Construction of auction yard	1 No	0.500	
3	Construction of mule track	1 no	0.800	
4	Construction of Suspension bridge	1 no		
			1.500	

List of major activities to be incorporated in the 10th Plan

Sl.No	Name of activities	Qty	Cost Estimates	Remarks
-------	--------------------	-----	----------------	---------

Nil

Kadinchhey La