

Mid Term Review
10th Five Year Plan
July 2008 – June 2010

Nyisho Gewog
Wangdue Phodrang DZONGKHAG

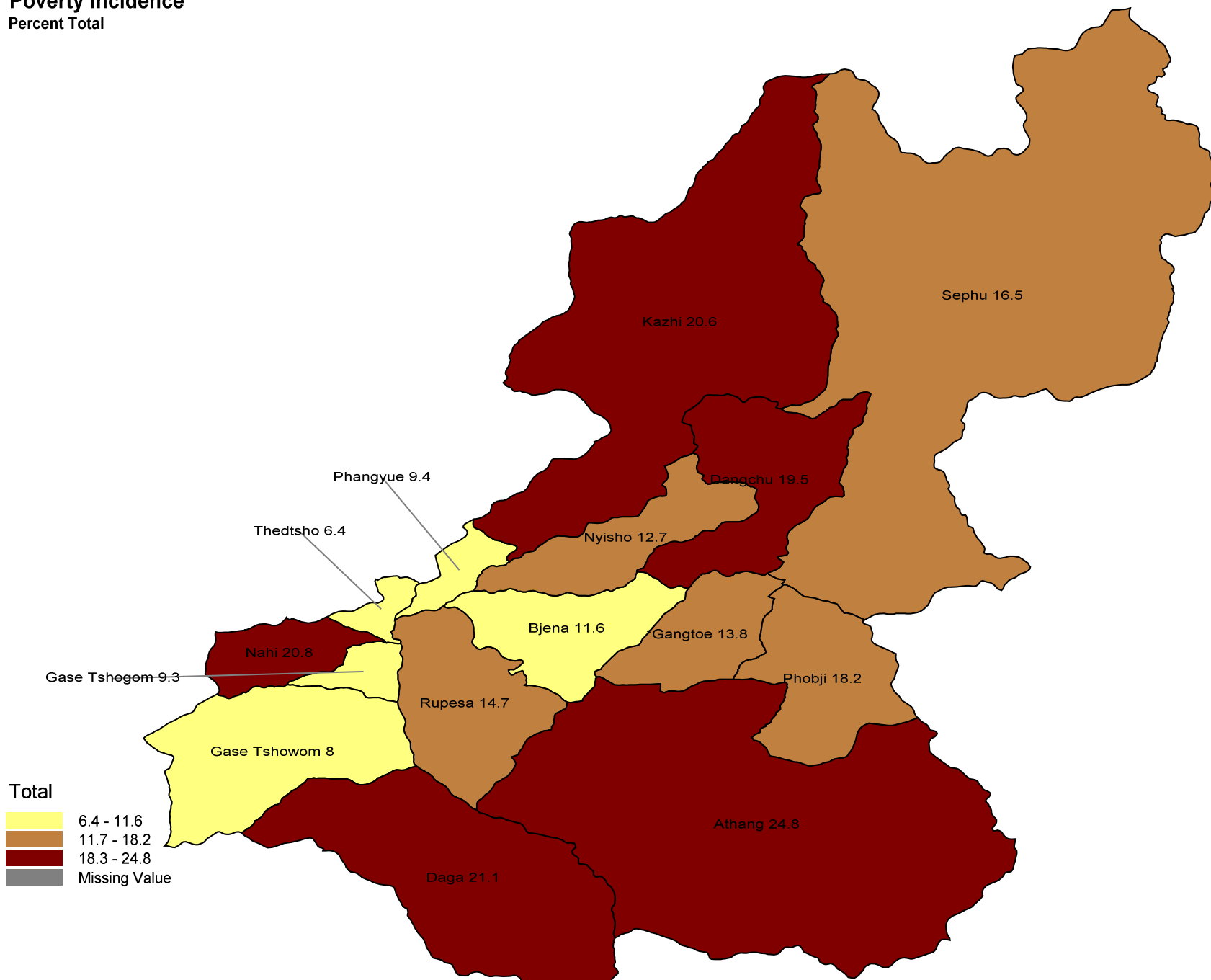
(29th January 2011)

Presentation Outline

- Poverty map of Wangdue Phodrang(Nyisho Gewog)
- 10 FYP Objectives of Nyisho Gewog
- Summary of 10 FYP Outlay and expenditure of Nyisho Gewog
- Achievements of Nyisho Gewog
- Reprioritization and revision of 10FYP

Poverty incidence

Percent Total



Total

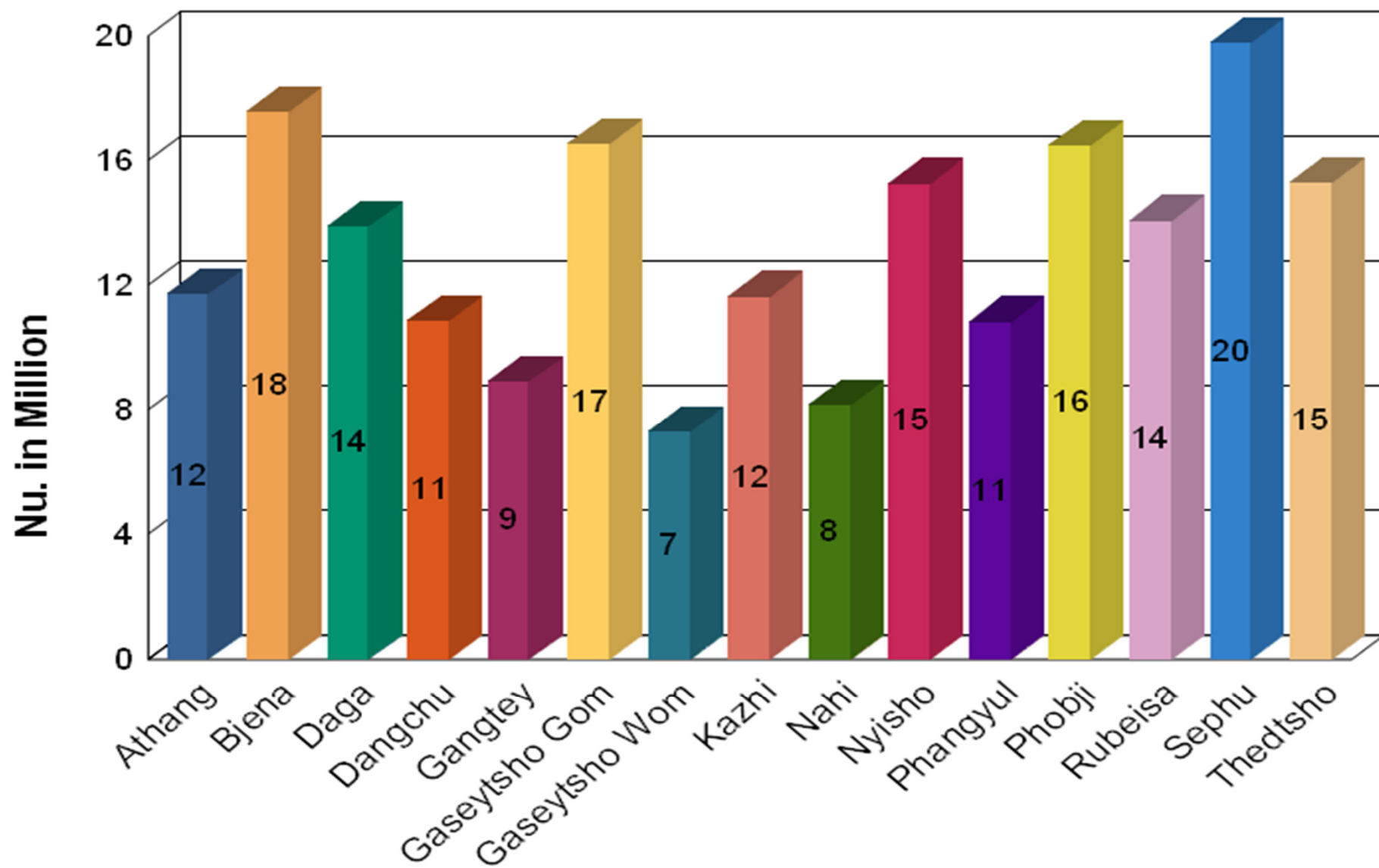
- 6.4 - 11.6
- 11.7 - 18.2
- 18.3 - 24.8
- Missing Value

Note: The boundaries and the names shown and the designations used on these maps do not imply official endorsement or acceptance by the United Nations.

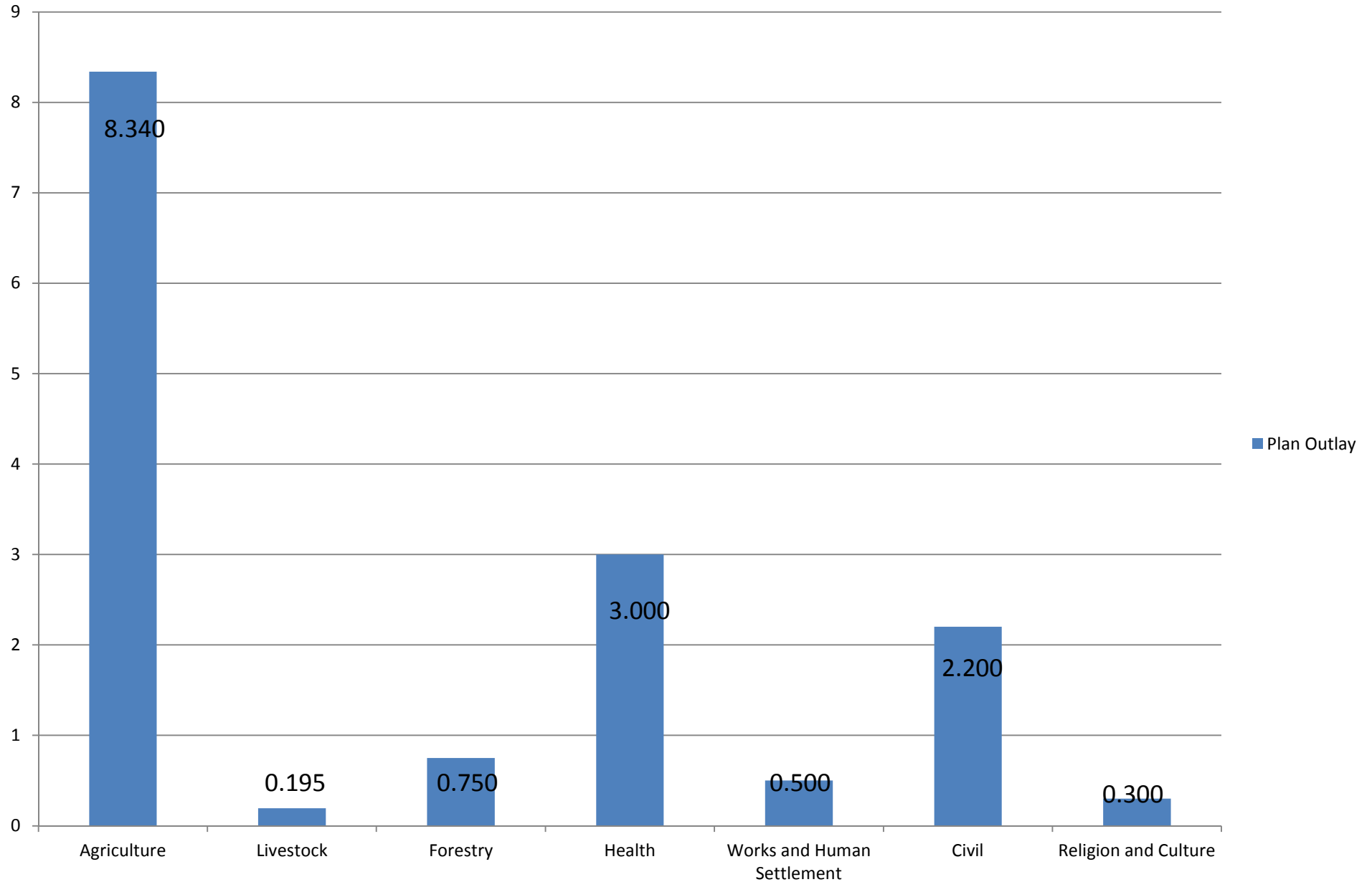
10th Plan Objectives

1. Poverty Reduction (12.5% to <8 %)
 - RWSS coverage (Near 100%)
 - Connectivity to Gewog
 - Net primary enrolment (Near 100%)
 - Basic primary enrolment (Near 90%)
2. Efficient and effective service delivery
3. Enhanced democratic local governance

Summary of Plan Outlay by Gewog



Sector wise 10th Plan outlay of Nyisho Gewog



Achievements (July 2008-June 2010)

- **Objective: Poverty Reduction**
- Nyisho Gewog was found suffering poverty Incidence at 12.5% only. These were probably pockets of settlements in far flung areas and access creation was given high priority. Agriculture Sector was allocated about half of its plan allocation mainly to improve the access and irrigation facilities. 3 farm roads have been built with a total length of about 11.9 km. In addition 3 major irrigation channels have been renovated. These activities have led to creation of better access and optimal use of wetlands thereby improving the productions.
- Farmers were trained in various agricultural and livestock related techniques and management practices and necessary inputs made available.
- With the immense marketing opportunity made possible owing to the 2 power projects the farmers have taken up vegetable cultivation and has earned greater cash income.

Achievements (July 2008-June 2010)

- **Objective: Poverty Reduction**
- Under the Gewog health Sector we completed 5 new RWSS and rehabilitated 2 RWSS schemes and provided 1 water source protections to distant and lone households.
- We have created 2 community forest and benefited 41 households.
- Under the works implemented by central agencies rural electrification has coverage of about 89%.
- Similarly, telecommunication has 100% coverage.

10 FYP Mid Term Review

Period :July 2008- June 2010

Administrative Unit: **Nyisho, Wangdue Phodrang**

Sl. No	Sector / Infrastructure	Base line (June 2008)	10 FYP Target	Achievement (As of June 2010)
1	RNR Sector			
a	RNR Center	0	1	0
b	Agriculture Extension Center (AEC)	1	0	0
c	Livestock Extension Center (LEC)	1	0	0
d	Irrigation channels (No.)		5 (renovation)	3 (renovated)
e	Irrigation channels (Km.)		45	32
f	Farm roads (No.)	1	5	3
g	Farm roads (Km.)	2.7	19.5	11.9
2	Health			
a	Basic Health Units (BHU)	1	0	0
b	Out Reach Clinics (ORCs)	1	1	0
c	RWSS	23	15	5
3	Forest			
a	Community forest (No.)	0	1	2

10 FYP Mid Term Review
Period :July 2008- June 2010

Administrative Unit: Nyisho Gewog, Wangdue Phodrang

Sl. No	Sector / Infrastructure	Base line (June 2008)	10 FYP Target	Achievement (As of June 2010)
3	Education			
a	Middle Secondary School	1	0	0
b	Community Primary School	1	0	0
c	Extended Classrooms	0	2	0
d	Non-Formal Education Center (NFE)	1		1
4	Civil			
a	Gewog Office	1	0	0
b	Community meeting hall	0	1	0
5	Bridges			
a	Suspension bridge	4	0	0

**Progress on rural infrastructures of national priorities
(implemented by central agencies)**

Sl. No	Sector / Infrastructure	Base line (June 2008)	10 FYP Target	Achievement (As of June 2010)
1	Rural Electrification Coverage (%)			
a	No of Chiwogs electrified	7	1	0
c	Percent of households electrified	89	11	0
2	Rural telecommunication coverage (%)			
a	Percent of households covered	70	30	30
b	No of Chiwogs covered	5	3	3

Mid Term Review Report

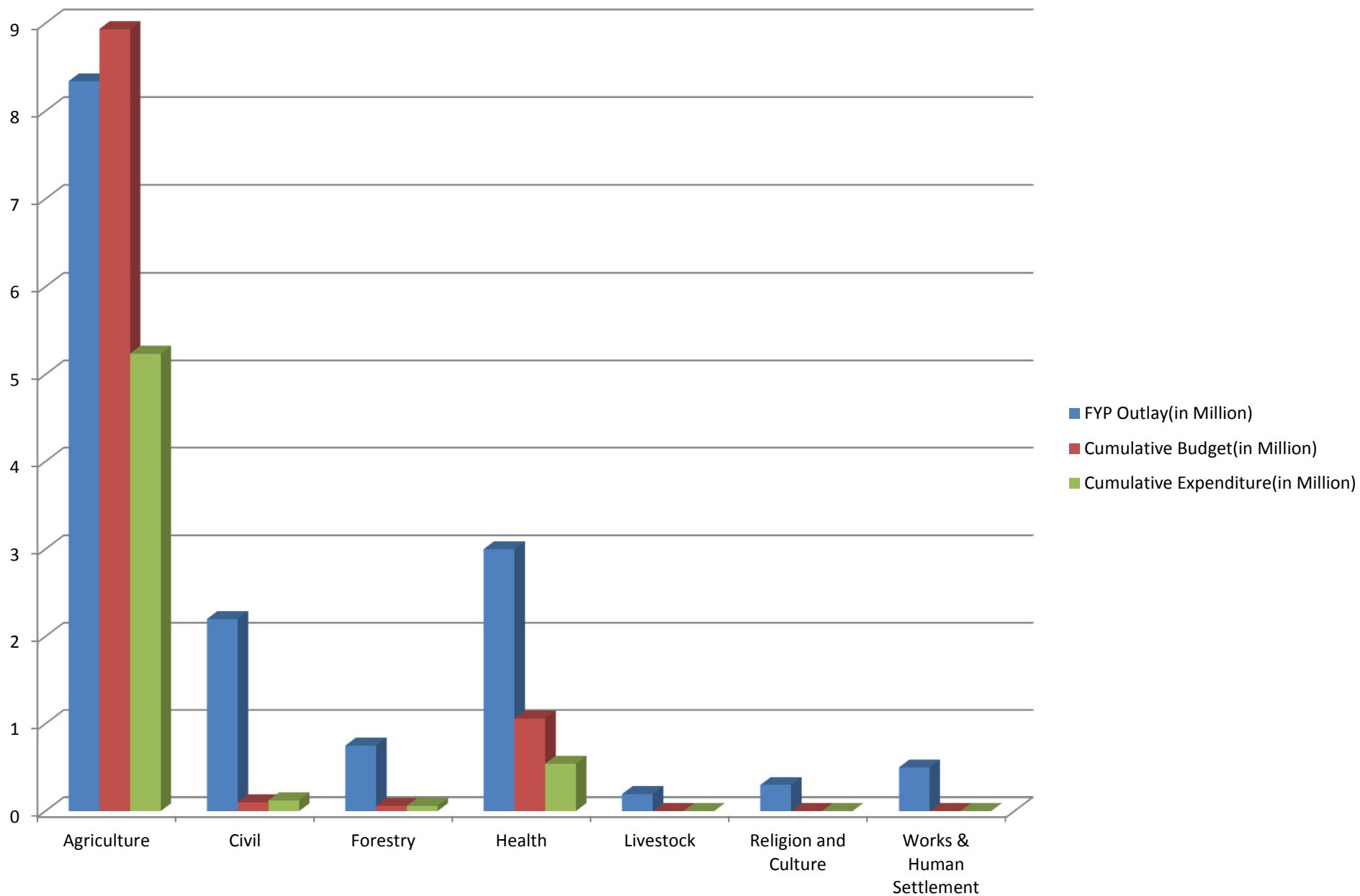
Tenth Fiver Year Plan

Period :July 2008- June 2010

Administrative Unit: Nyisho

Departments	FYP Outlay (in Million)	Cumulative Budget (in Million)	Cumulative Expenditure (in Million)	Achievement Against Budget	Achievement Against FYP Outlay
AGRICULTURE	8.340	8.934	5.238	58.63 %	62.81 %
CIVIL	2.200	0.100	0.123	123.00 %	5.59 %
FORESTRY	0.750	0.060	0.060	100.00 %	8.00 %
HEALTH	3.000	1.061	0.543	51.18 %	18.10 %
LIVESTOCK	0.195	0.000	0.000	-	0.00 %
RELIGION & CULTURE	0.300	0.000	0.000	-	0.00 %
URBAN DEVELOPMENT AND ENGINEERING	0.500	0.000	0.000	-	0.00 %
Total Capital:	15.285	10.155	5.964		
Total Recurrent:					
Grand Total :		10.155	5.964		

Annual Budget and Expenditure by sector, July 2008 – June 2010



Reprioritization and revision of 10th Plan activities

Balance 10FYP Outlay = (10FYP Outlay - 10FYP Expenditure)= 15.285-5.964=9.321

List of major activities to be dropped

Sl.No	Name of activities	Qty	Cost estimates	Remarks
	Nil			

List of major activities to be incorporated in the 10th Plan

Sl.No	Name of activities	Qty	Cost Estimates	Remarks
	Nil			

Kadinchhey La