

Mid-Term Review
10th Five Year Plan
July 2008 – June 2010

Thedtsho Gewog
Wangdue Phodrang DZONGKHAG

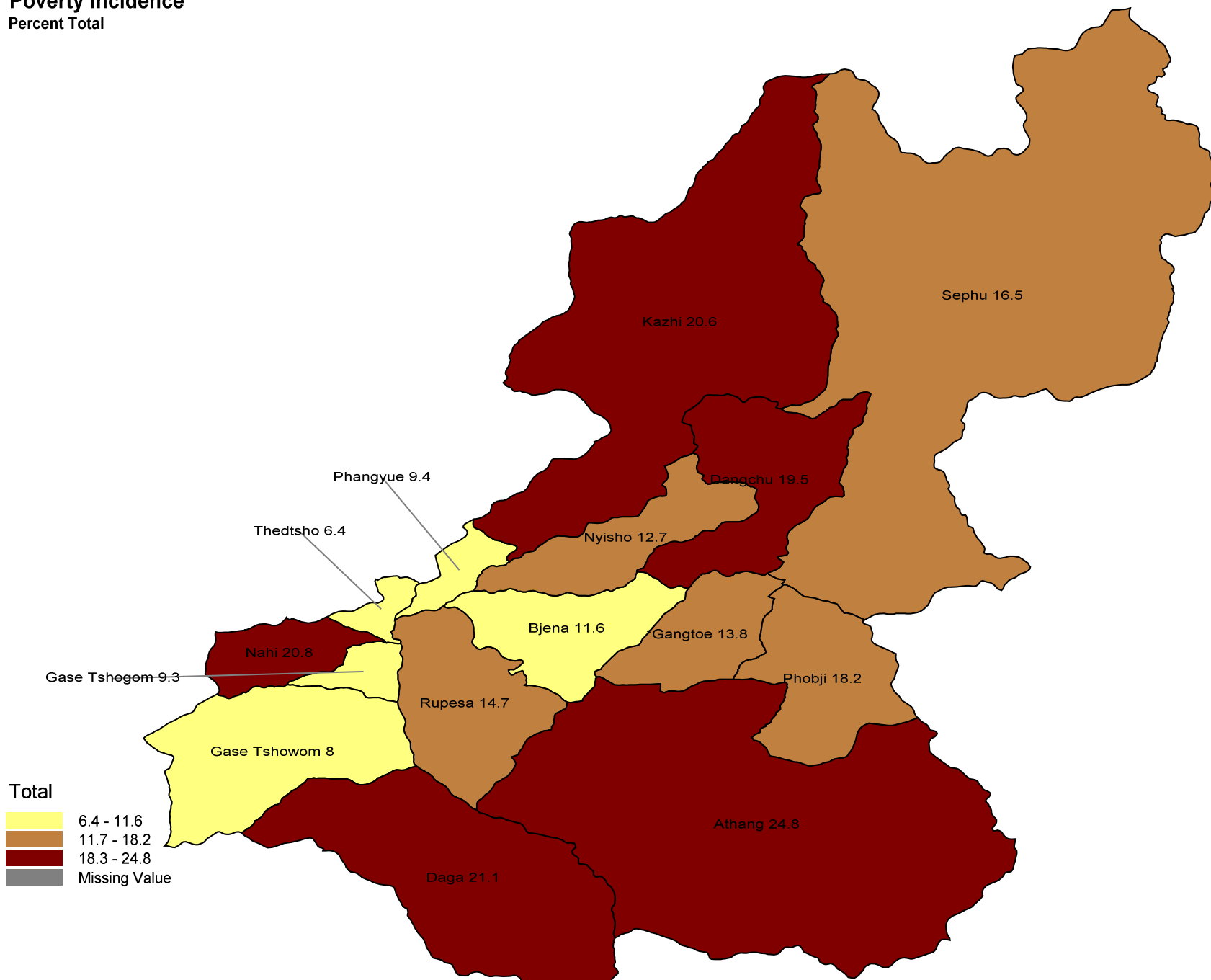
29th January, 2011

Presentation Outline

- Poverty map of Wangdue Phodrang (Thedtsho Gewog)
- 10 FYP Objectives of Thedtsho Gewog
- Summary of 10 FYP Outlay and expenditure of Thedtsho Gewog
- Achievements of Thedtsho Gewog
- Reprioritization and revision of 10FYP

Poverty incidence

Percent Total



Total

- 6.4 - 11.6
- 11.7 - 18.2
- 18.3 - 24.8
- Missing Value

Note: The boundaries and the names shown and the designations used on these maps do not imply official endorsement or acceptance by the United Nations.

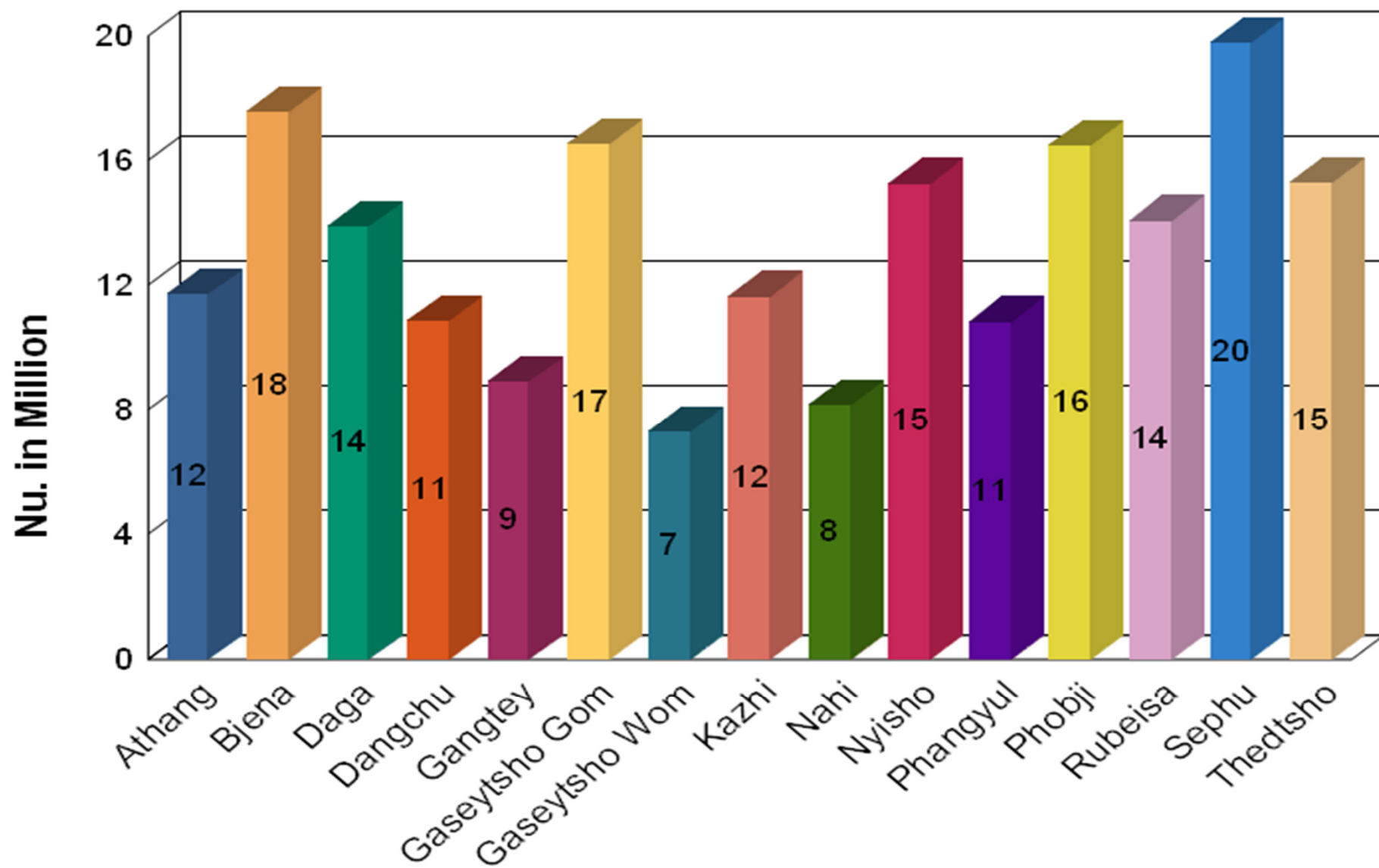
10th Plan Objectives

1. Poverty Reduction (6.4% to <5%)
 - RWSS coverage (Near 100%)
 - Connectivity to Gewog
 - Net primary enrolment (Near 100%)
 - Basic primary enrolment (Near 90%)

2. Efficient and effective service delivery

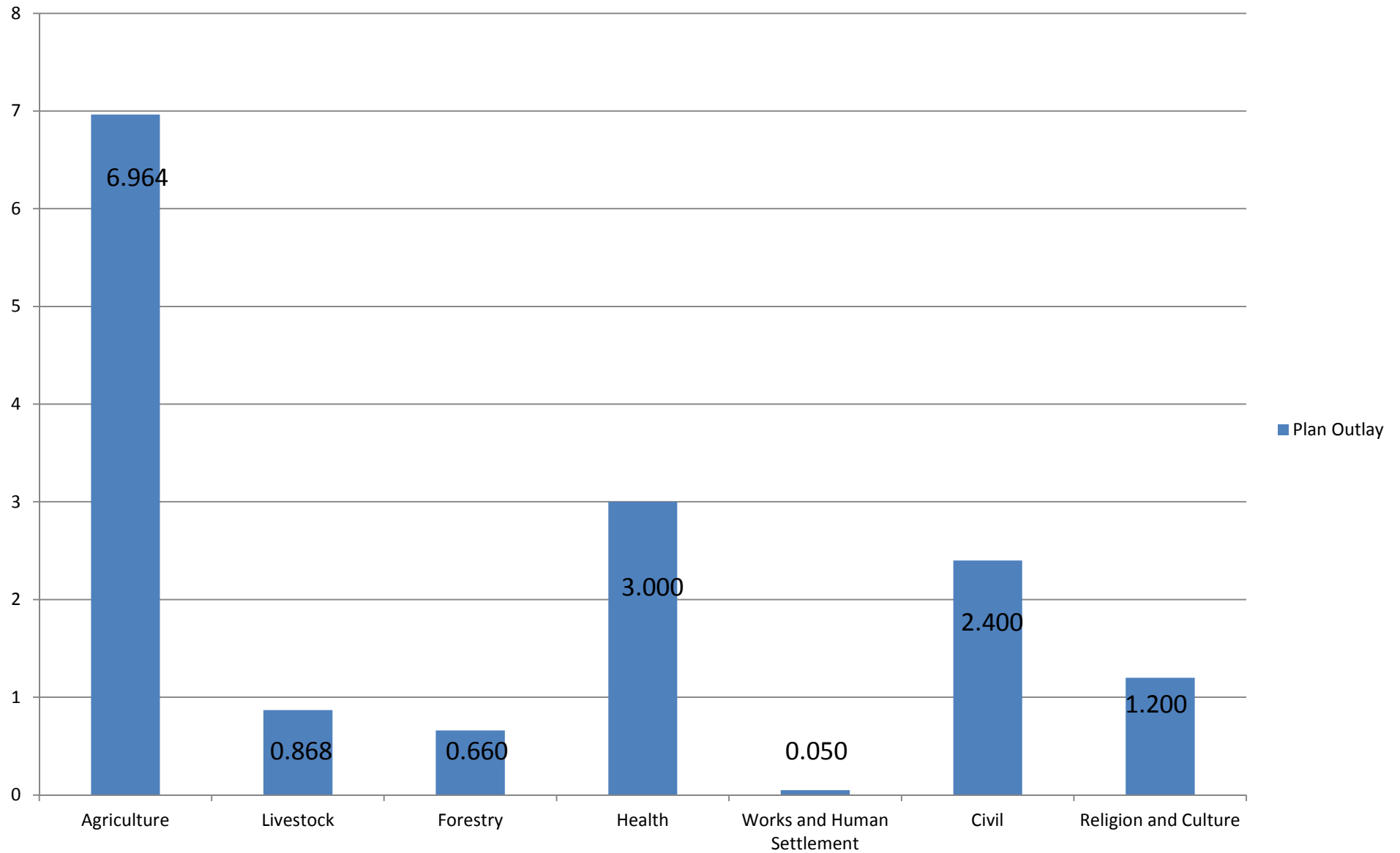
3. Enhanced democratic local governance

Summary of Plan Outlay by Gewog



Sector wise 10th Plan outlay of Thedtsho Gewog

Plan Outlay



Achievements (July 2008-June 2010)

- **Objective: Poverty Reduction**
- Most affluent Gewog among the 15 Gewogs of Wangdue Phodrang, Thedtsho was diagnosed with poverty Incidence of 6.4% only. Accordingly, agriculture sector was allocated only 40% of its plan allocation to construct new farm roads and construct and renovate irrigation channels. Shortage of irrigation water is severe in Thedtsho. However, not much investments have been made in RNR Sector's infrastructure.
- Farmers were trained in various agricultural and livestock related techniques and management practices and necessary inputs made available. Most of the farmers trained have adopted new techniques and management practices
- With the immense marketing opportunity made available by the 2 power projects the farmers have taken up vegetable, fruits and other cash crop cultivation and has earned greater cash income.

Achievements (July 2008-June 2010)

- **Objective: Poverty Reduction**
- Under the Gewog health Sector we built 1 major RWSS and rehabilitated 1 RWSS schemes and provided water source protections to distant and lone households.
- Two Lakhangs have been renovated and still on-going.
- Being the Gewog hosting the Dzongkhag headquarters and the Dzongkhag town Thedtsho had been fully covered with electricity prior to inception of 10th Five Year Plan
- Similarly, telecommunication facilities were in place before inception of 10th Five Year Plan.

10 FYP Mid Term Review

Period :July 2008- June 2010

Administrative Unit: Thedtsho Gewog, Wangdue Phodrang

Sl. No	Sector / Infrastructure	Base line (June 2008)	10 FYP Target	Achievement (As of June 2010)
1	RNR Sector			
a	RNR Center	0	1	0
b	Agriculture Extension Center (AEC)	1	0	0
c	Livestock Extension Center (LEC)	1	0	0
d	Irrigation channels (No.)		2 (Renovation)	0
e	Irrigation channels (Km.)		5	0
f	Farm roads (No.)	0	1	0
g	Farm roads (Km.)	0	5	0
2	Health			
a	Hospitals	1	0	0
b	Basic Health Units (BHU)	1	0	0
c	RWSS	8	2	1

10 FYP Mid Term Review
Period :July 2008- June 2010

Administrative Unit: Thedtsho Gewog, Wangdue Phodrang

Sl. No	Sector / Infrastructure	Base line (June 2008)	10 FYP Target	Achievement (As of June 2010)
3	Education			
a	Higher Secondary School	1	0	0
b	Lower Secondary School	1	0	0
c	Community Primary School	0	1	1
d	Extended Classrooms	0	1	1
e	Non-Formal Education Center (NFE)	1		
4	Civil			
a	Gewog Office	1	0	0
b	Community meeting hall	0	1	0

**Progress on rural infrastructures of national priorities
(implemented by central agencies)**

Sl. No	Sector / Infrastructure	Base line (June 2008)	10 FYP Target	Achievement (As of June 2010)
1	Rural Electrification Coverage (%)			
a	No of Villages electrified	5	0	0
c	Percent of households electrified	100	0	0
2	Rural telecommunication coverage (%)			
a	Percent of households covered	5	0	0
b	No of villages covered	100	0	0

Mid Term Review Report

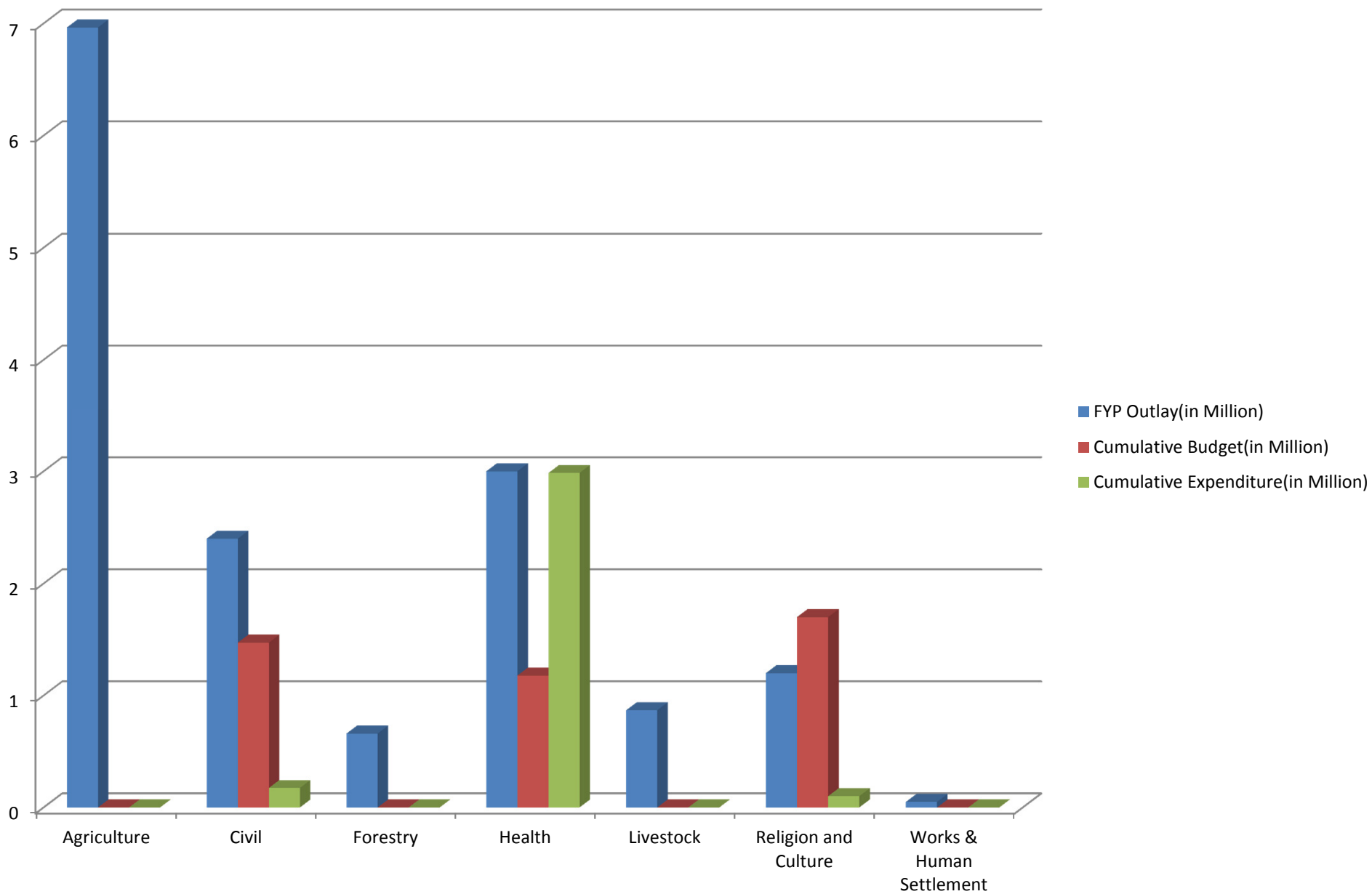
Tenth Fiver Year Plan

Period :July 2008- June 2010

Administrative Unit: Thedtsho

Departments	FYP Outlay (in Million)	Cumulative Budget (in Million)	Cumulative Expenditure (in Million)	Achievement Against Budget	Achievement Against FYP Outlay
AGRICULTURE	6.964	0.000	0.000	-	0.00 %
CIVIL	2.400	1.472	0.174	11.82 %	7.25 %
CIVIL REGISTRATION & CENSUS	0.000	0.000	0.000	-	-
EDUCATION	0.000	0.000	0.000	-	-
FORESTRY	0.660	0.000	0.000	-	0.00 %
HEALTH	3.000	1.178	2.985	253.40 %	99.50 %
LIVESTOCK	0.868	0.000	0.000	-	0.00 %
RELIGION & CULTURE	1.200	1.700	0.101	5.94 %	8.42 %
SURVEY & LAND RECORDS	0.000	0.000	0.000	-	-
URBAN DEVELOPMENT AND ENGINEERING	0.050	0.000	0.000	-	0.00 %
Total Capital:	15.142	4.350	3.260		
Total Recurrent:					
Grand Total :		4.350	3.260		

Annual Budget and Expenditure by sector, July 2008 – June 2010



Reprioritization and revision of 10th Plan activities

Balance 10FYP Outlay = (10FYP Outlay - 10FYP Expenditure)= 15.302 -3.260=12.042

List of major activities to be dropped

Sl.No	Name of activities	Qty	Cost estimates	Remarks
	Nil			

List of major activities to be incorporated in the 10th Plan

Sl.No	Name of activities	Qty	Cost Estimates	Remarks
1	Construction of approach road for Rinchengang Chiwog.	1.5Kms	0.750	
2	Construction of RWSS for 11 households at Marlung			

Kadinchhey La