



**Mid-Term Review
10th Five Year Plan
July 2008 – June 2010**

**Ura Gewog
Bumthang Dzongkhag**

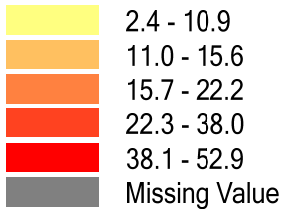
1

February 16, 2011

Presentation Outline

1. **Poverty map of Bhutan**
2. **Poverty map of Bumthang (Ura Gewog)**
3. **10 FYP Objectives of Ura Gewog**
4. **10 FYP Outlay of Ura Gewog**
5. **Achievements of Ura Gewog**
6. **Summary of 10 FYP Outlay and Expenditure of Ura Gewog**
7. **Reprioritization and Revision of 10FYP**

Total

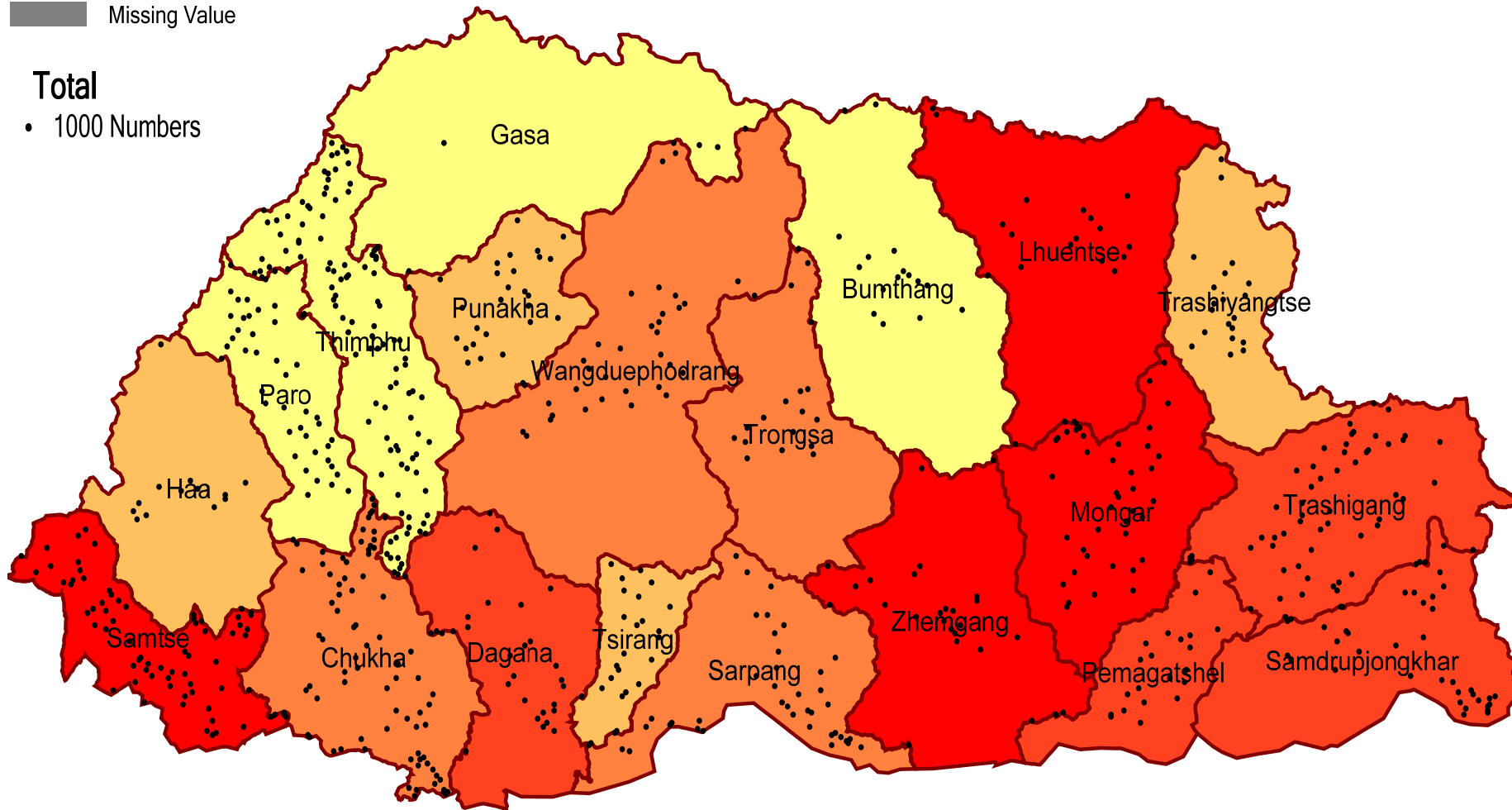


Poverty incidence

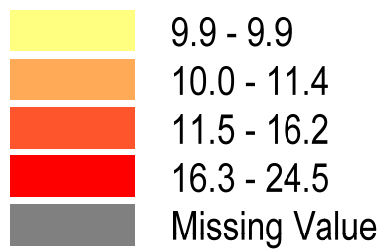
Numbers Total

Total

• 1000 Numbers



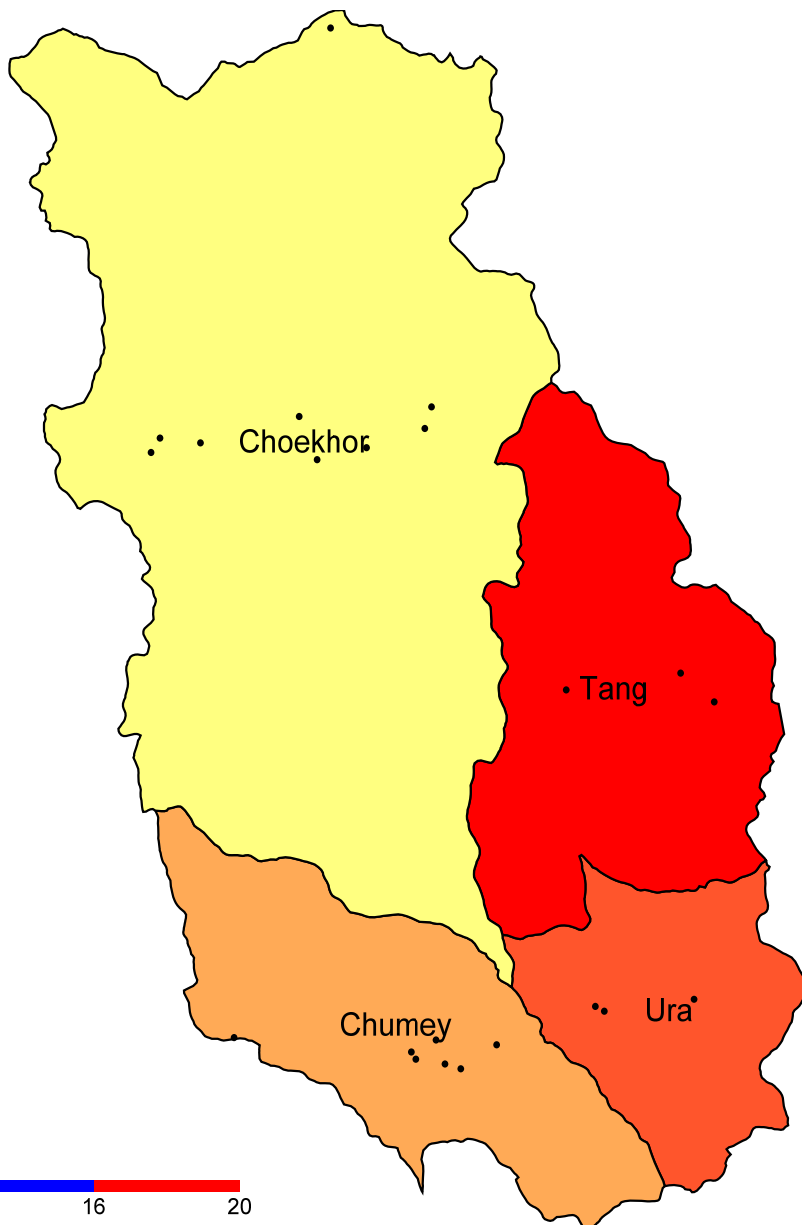
Total



Rural

• 500 Number

Poverty incidence Percent Total



Ura: 10th Plan Objectives

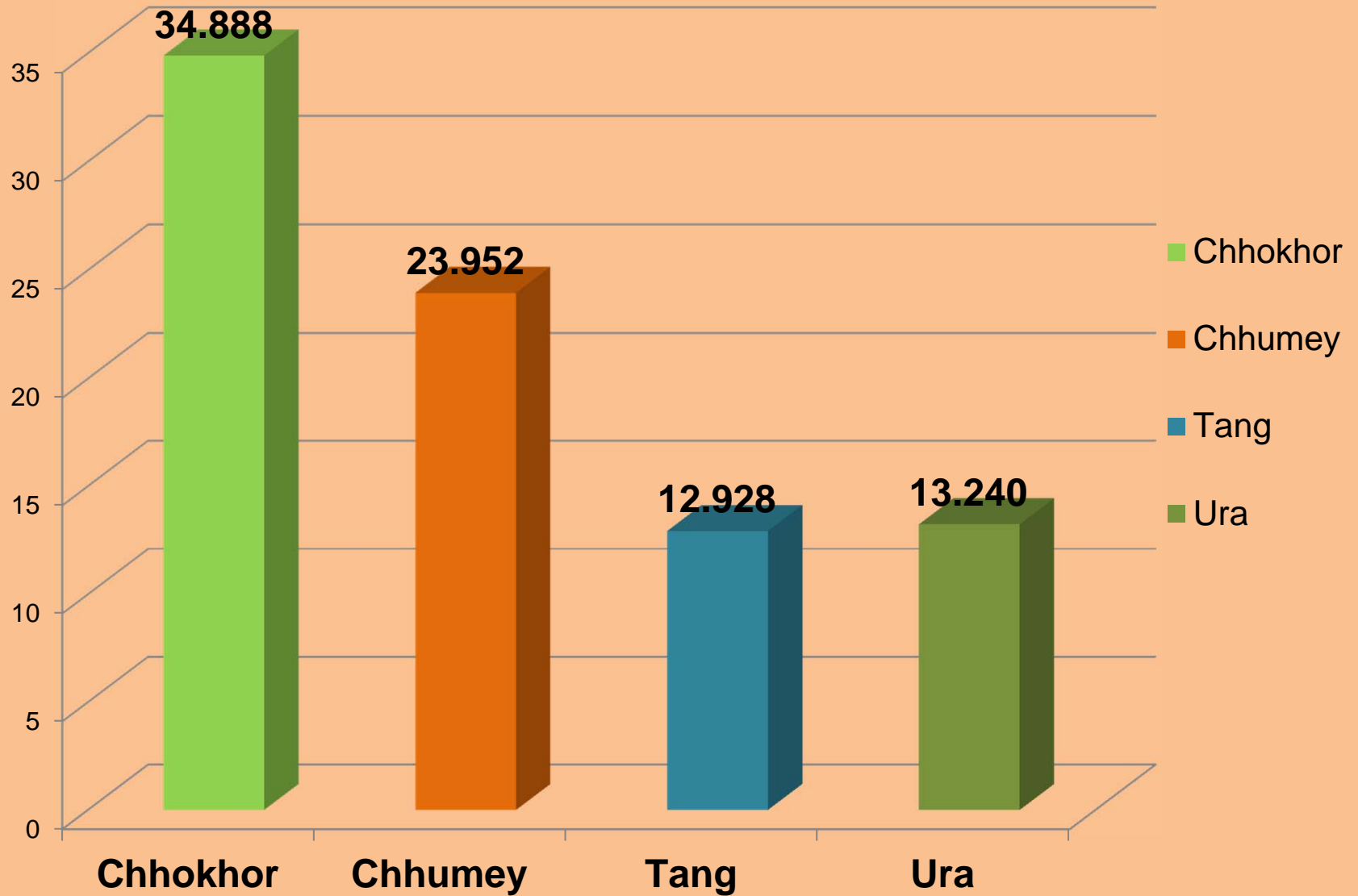
Objective 1: Poverty Reduction

- ✓ Reduce poverty from 16.19 to 8.1 %
- ✓ RWSS coverage (100%)
- ✓ Functional RWSS (above 90%)
- ✓ Net primary enrolment (100%)
- ✓ Basic enrolment (100%)
- ✓ Connect all villages within 1 hour walking distance from the nearest road end point.

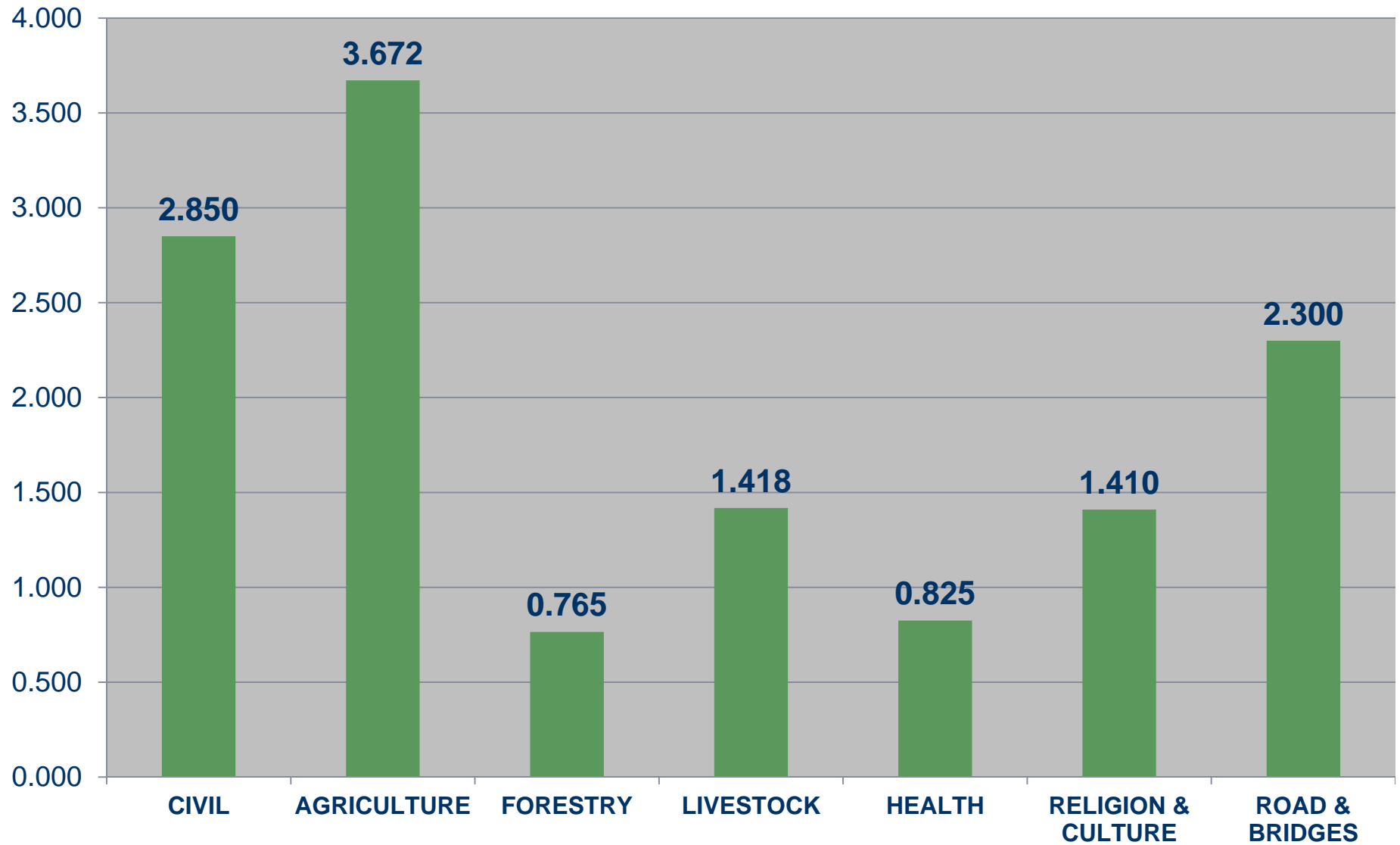
Objective 2: Efficient and Effective Service Delivery

Objective 3: Enhanced Democratic Local Governance

Summary of 10th Plan Outlay by Gewog



Ura: Sector wise 10 FYP Outlay (Nu. In million)



Ura: Achievements (July 2008-June 2010)

Objective 1: Poverty Reduction

- ✓ Connected all villages within 1 hour walking distance from the nearest road end point.
 - Constructed 4 km farm road & 1 suspension bridge
- ✓ Nu. 8.63million generated from sale of potato (annually produced 1078 tons)
- ✓ Established 1 Community Forest covering 216.13 acres by 35 households.
- ✓ Nu. 0.860 million generated from sale of Masutake (bi-annual collection - 4.3 tons)
 - Established one market shed.

Ura: Achievements (July 2008-June 2010)- contd.

Objective 1: Poverty Reduction – contd.

- ✓ Established Milk Processing Unit at Shingkhar
- ✓ 99% of the population have access to safe drinking water supply and 90% are functional.
 - Constructed 1new RWSS and rehabilitated 3 RWSS
- ✓ 100% of the households have sanitary latrines
- ✓ Net Primary enrollment is 96.23%
- ✓ Basic enrollment is 92.87%

Ura: Achievements (July 2008-June 2010)- contd.

Objective 1: Poverty Reduction – contd.

- ✓ Renovated 4 Lhakhangs

- ✓ CDG Activities
 - 95% of the fund used for renovation/maintenance of lhakhangs and rest 5% spent was used for farm road maintenance.

Ura: Achievements (July 2008-June 2010)- contd.

Objective 2: Effective and Efficient Service delivery

- ✓ Established integrated gewog service center
- ✓ Gewog office well furnished and equipped
- ✓ Constructed community hall and furnished
- ✓ Connected all villages with mobile phone

Ura: Achievements (July 2008-June 2010)- contd.

Objective 3: Enhanced Democratic local government

- ✓ GT held 4 times a year apart from special sessions
- ✓ GT members trained on planning and prioritization

	10 FYP Mid Term Review			
	Period :July 2008- June 2010			
	Administrative Unit: Ura Gewog, Bumthang			
Sl.No.	Sector / Infrastructure	Base line (June 2008)	10 FYP Target	Achievement (As of June 2010)
1	RNR Sector			
a	RNR Center	1	1	1
b	Farm roads (No.)	3	4	3
c	Farm roads (Km.)	6	4	4
2	Health			
a	Basic Health Units (BHU)	1	1	1 (Ongoing)
b	Out Reach Clinics (ORCs)	3	0	0
c	RWSS	19	1	1

10 FYP Mid Term Review**Period :July 2008- June 2010****Administrative Unit: Ura Gewog, Bumthang**

Sl.No.	Sector / Infrastructure	Base line (June 2008)	10 FYP Target	Achievement (As of June 2010)
3	Education			
a	Middle Secondary School	1	0	0
b	Community Primary School	3	0	0
c	Non-Formal Education Center (NFE)	1	0	0
4	Civil			
a	Gewog Office	1	0	0
b	Community meeting hall	0	1	1
5	Roads and Bridges			
a	Suspension bridge	1	3	1

10 FYP Mid Term Review**Period :July 2008- June 2010****Administrative Unit: Ura Gewog, Bumthang****Progress on Rural Infrastructures of National Priorities (Implemented by central agencies)**

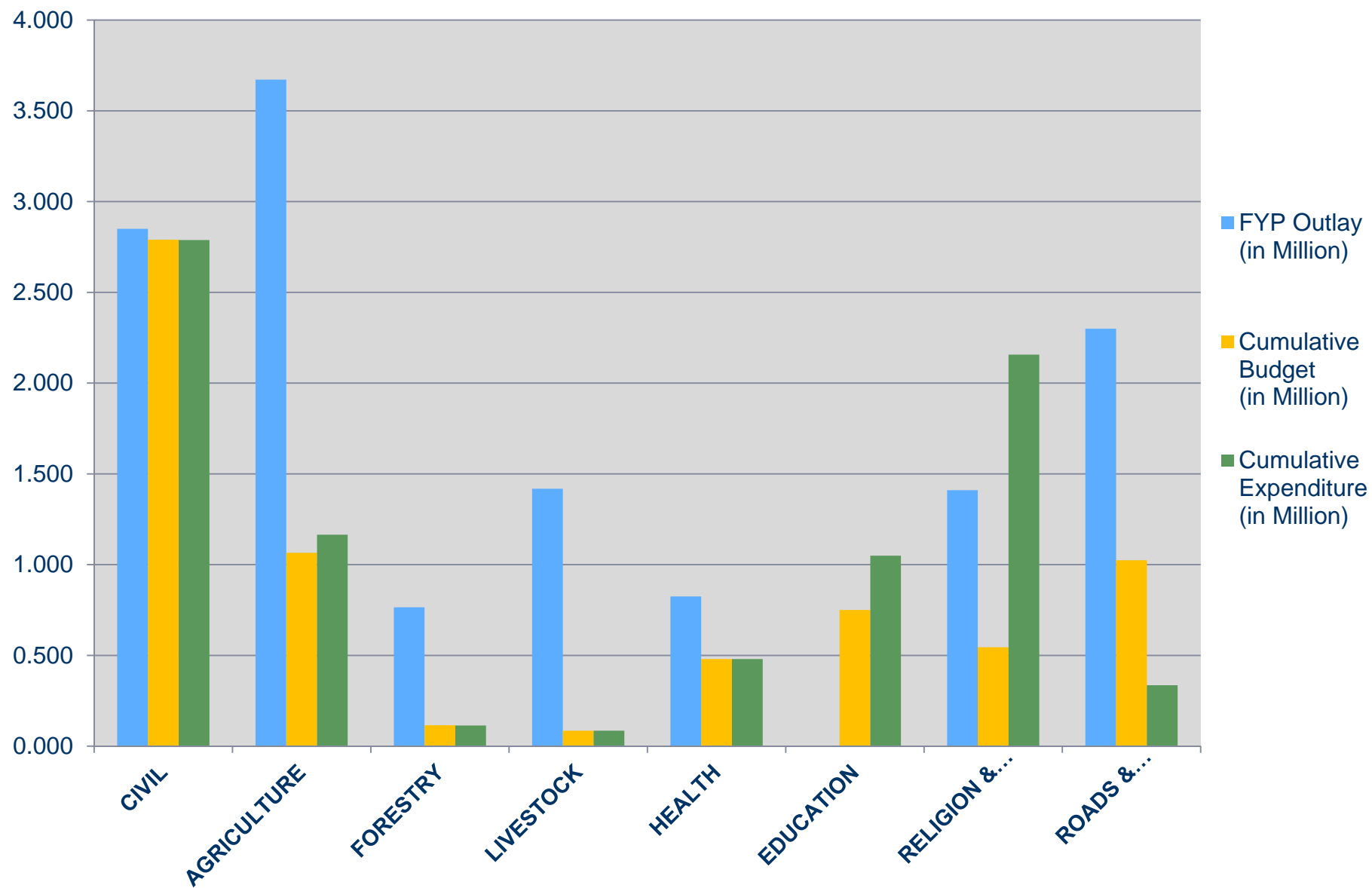
Sl.No.	Sector / Infrastructure	Base line (June 2008)	10 FYP Target	Achievement (As of June 2010)
1	Rural Electrification Coverage (%)			
A	No of Villages electrified	12	0	All electrified
B	Percent of households electrified	100%	0	100%
2	Rural Telecommunication Coverage (%)			
A	No of villages covered	11	1	1
B	Percent of households covered	86.32%	13.68%	100%

Ura: Annual Budget and Expenditure by sector July 2008 – June 2010

Sectors	FYP Outlay (in Million)	Cumulative Budget (in Million)	Cumulative Expenditure (in Million)	Achievement Against Budget (%)	Achievement Against FYP Outlay (%)
CIVIL	2.850	2.790	2.788	99.9	97.8
AGRICULTURE	3.672	1.065	1.165	109.4	31.7
FORESTRY	0.765	0.115	0.114	99.1	14.9
LIVESTOCK	1.418	0.085	0.085	100.0	6.0
HEALTH	0.825	0.480	0.480	100.0	58.2
EDUCATION	0.000	0.750	1.049	139.9	
RELIGION & CULTURE	1.410	0.545	2.157	395.8	153.0
ROADS & BRIDGES	2.300	1.024	0.336	32.8	14.6
Total Capital	13.240	6.854	8.174	119.3	61.7

Balance 10FYP Outlay = 7.060 million (13.240 - 6.180)

Ura: Annual Budget and Expenditure by sector, July 2008 – June 2010



Reprioritization & Revision of 10FYP Activities

List of Major Activities to be Incorporated in the 10 FYP				
Sl.No	Name of activities	Qty	Cost estimates	Remarks
1	Construction of RCC bridge at Ura	1 no	0.800	
	Total		0.800	



Tashi Delek!!!